

**ISPE San Francisco/Bay Area Chapter
25th Annual Vendor Night Exhibit Show
Thursday, March 10, 2016**

This Year's Theme:
We Are The Champions
Celebrating San Francisco's Baseball Legacy

135+ Exhibitors
800+ Attendees

Great Networking
Free To Attend

NEW LOCATION!
AT&T Park
INDOOR CLUB LEVEL
24 Willie Mays Plaza
San Francisco, CA 94107

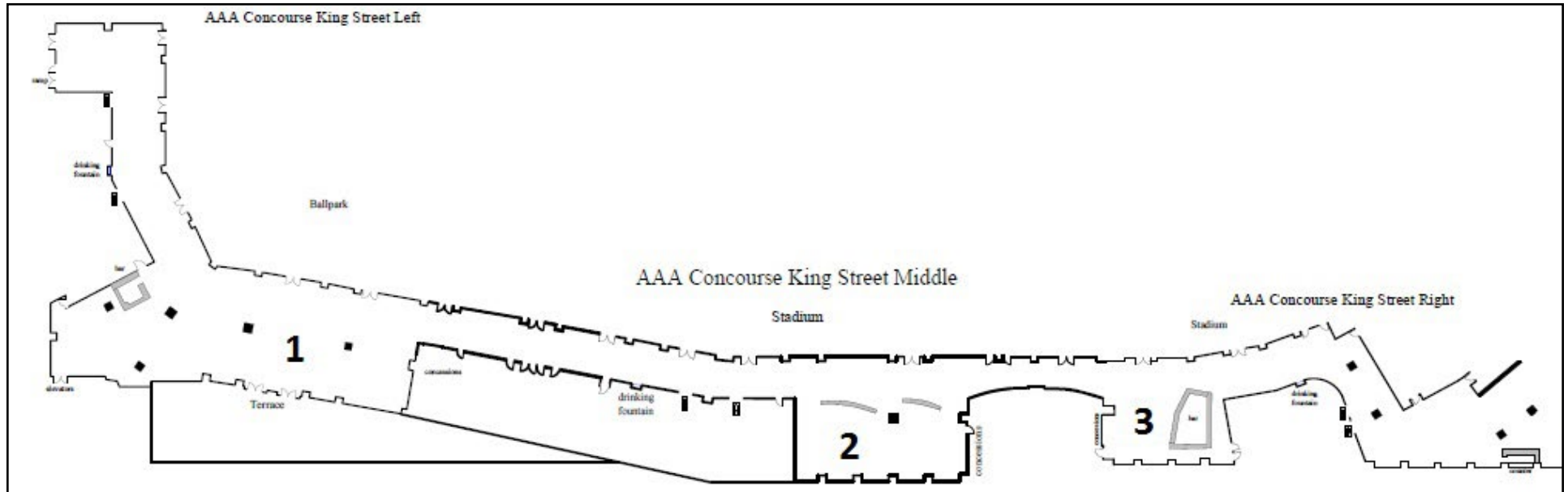
Register Today at:
<http://atdevents.net/register.php>



Connecting a World of
Pharmaceutical Knowledge

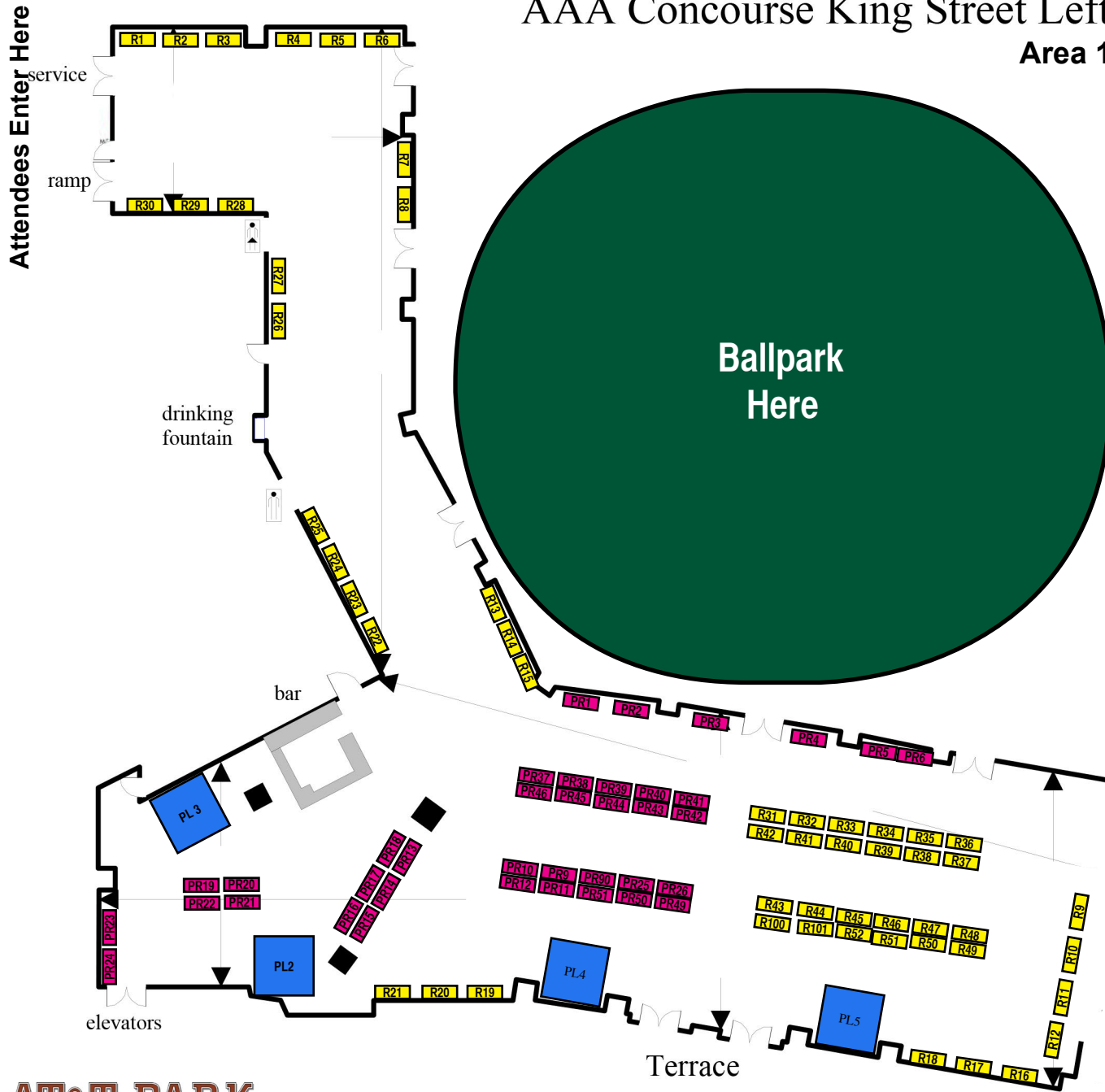
**San Francisco/
Bay Area
Chapter**

Entire Exhibit area is shown below. See the next three pages for table layouts.



**Please Note: This show is indoors
overlooking the baseball field.
Zoom in to better see table numbers.**

AAA Concourse King Street Left Area 1

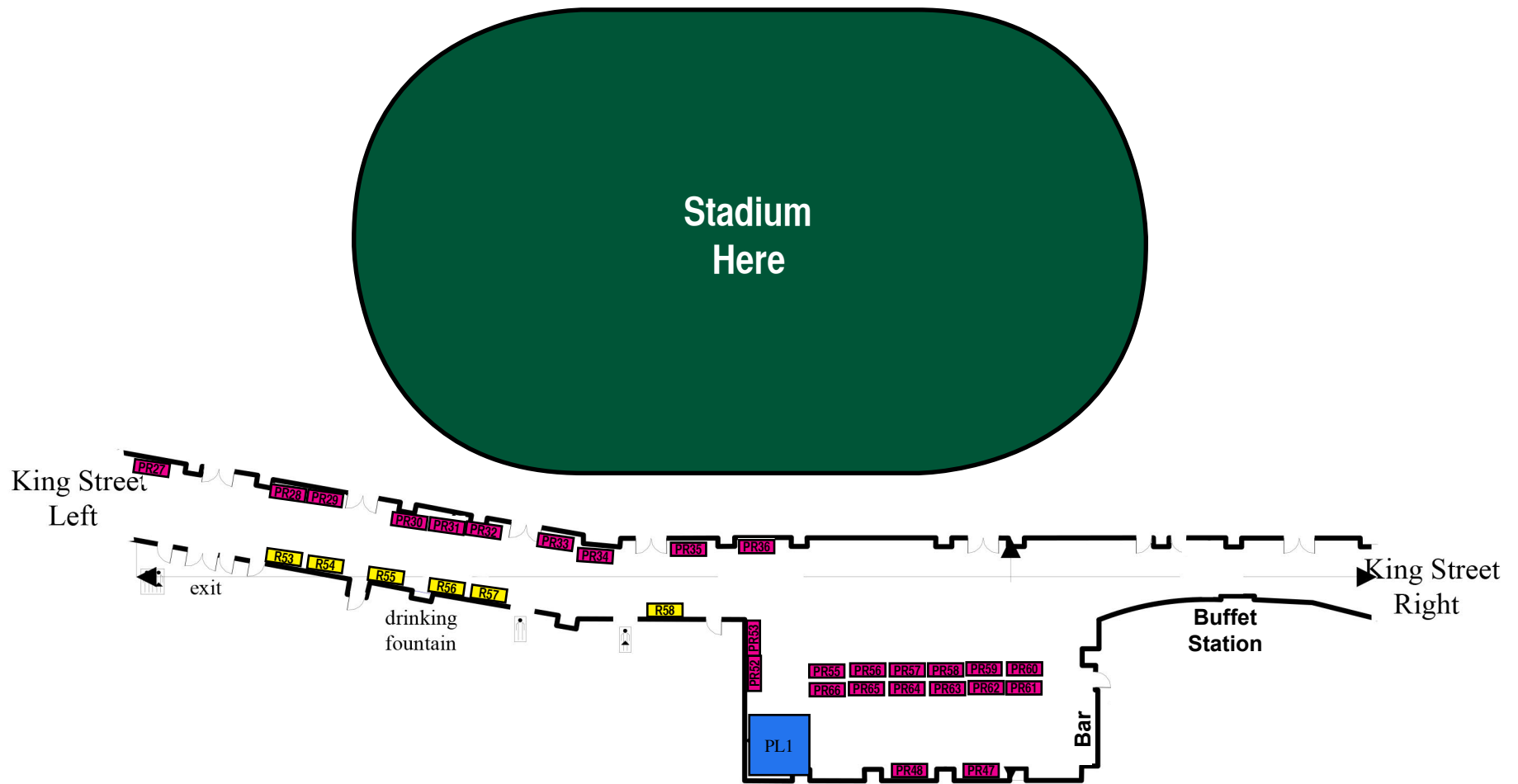


Please Note: This show is indoors overlooking the baseball field. Zoom in to better see table numbers.

AAA Concourse King Street Middle Area 2



San Francisco/
Bay Area
Chapter



Please Note: This show is indoors over-
looking the baseball field.
Zoom in to better see table numbers.

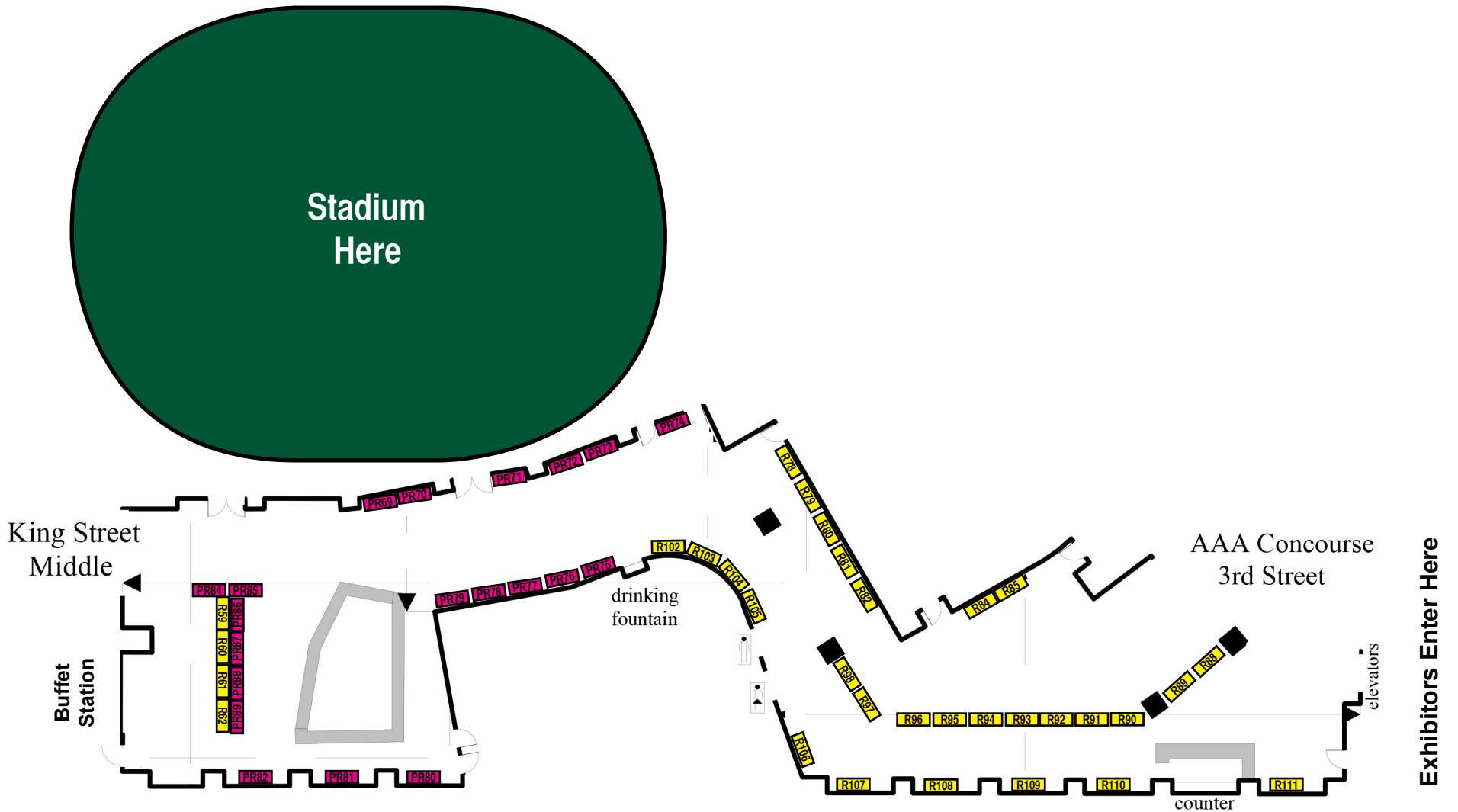


Diagram subject to change.

AAA Concourse King Street Right Area 3



San Francisco/
Bay Area
Chapter



Please Note: This show is indoors overlooking the baseball field.
Zoom in to better see table numbers.

Diagram subject to change.

ISPE SF Vendor Night Exhibitors		
Table Type	Company	Table #
Regular Table	AdvantaPure/NewAge Industries	43
Regular Table	Allegheny Bradford Corp	26
Platinum Booth	Azzur Group	3
Premium Table	Bausch + Stroebel Machine Co Inc	85
Regular Table	Bay Seal Company	48
Premium Table	Biotechnical Solutions	51
Premium Table	BMT USA, LLC	37
Platinum Booth	Burkert Fluid Control Systems	5
Regular Table	Burns Engineering	42
Premium Table	Capital Projects @ Facilities Services	50
Premium Table	Commissioning Agents, Inc	86
Premium Table	Cotter Brothers Corp.	11
Premium Table	CRB	42
Premium Table	Design Group	61
Premium Table	Dome Construction Corporation	13
Premium Table	DPR Construction	70
Premium Table	DST Controls	7
Premium Table	Duhig Stainless	2
Regular Table	Electrol Specialties Co.	22
Regular Table	Enerquip, LLC	78
Regular Table	Flotek	36
Regular Table	Fluid Line Technology Corp	102
Premium Table	Fluor	41
Premium Table	Gerflor USA	58
Regular Table	Hamilton Company	32
Premium Table	Hathaway Dinwiddie Construction Co	16
Platinum Booth	Hyde Engineering + Consulting	2
Regular Table	IMA Life North America, Inc.	1
Regular Table	Intelli-Tech	37
Premium Table	ISEC	55
Regular Table	JKL Construction Services, Inc.	15
Premium Table	Kinetic Systems, Inc.	3
Regular Table	Lewa Inc	57
Regular Table	LJ Star Incorporated	19

Table Type	Company	Table #
Premium Table	MAI Industries Inc	5
Regular Table	Milton S. Frank Co.	27
Platinum Booth	Murray Company	1
Premium Table	NNE Pharmaplan	79
Premium Table	NOVO Construction	4
Premium Table	Optimal Biotech Group, LLC	17
Premium Table	Particle Measuring Systems	46
Regular Table	Paul Mueller Company	34
Premium Table	PBM Inc	66
Premium Table	Pharmatech Associates	36
Premium Table	PM Group	18
Regular Table	ProPharma Group	31
Regular Table	ProSys	23
Platinum Booth	Rubber Fab Technologies Group	4
Premium Table	Sani-Matic	49
Regular Table	Sani-Tech West	103
Premium Table	SEMITORR GROUP	8
Premium Table	Siemens Industry Inc	6
Regular Table	Siemens Industry, Inc.	9
Premium Table	Southland Industries	38
Regular Table	Stainless Fabrication, Inc.	52
Regular Table	Stainless Solutions	25
Regular Table	Steridose	100
Regular Table	Steriflow Valve	58
Premium Table	Syserco	15
Premium Table	Technical Safety Services	31
Regular Table	Therma	14
Regular Table	TVS Inc.	13
Regular Table	Venair	35
Premium Table	Versa Engineering & Technology	20
Regular Table	Walker Barrier Systems	44
Regular Table	Watson-Marlow Fluid Technology Group	33
Premium Table	XL Construction	84

ISPE San Francisco/Bay Area Chapter
www.ispe.org/sanfrancisco



San Francisco/
Bay Area
Chapter

25TH ANNUAL VENDOR NIGHT

Thursday, March 10, 2016

AT&T Park
24 Willie Mays Plaza
San Francisco, CA 94107
(415) 972-1806 FREE PARKING

Exhibitor Set-Up	Noon-4:30 pm
Technical Session (TBD)	3:00-5:00 pm
Exhibits Open, Free	5:00-8:00 pm
Complimentary Appetizers	6:00-8:00 pm

REGISTRATION FORM

For an immediate receipt and confirmation, please use the on-line registration system:
<http://www.atdevents.net/ispesanfrancisco.php>

Register online or Fax This Form To: (949) 266-8461. Include your credit card information or fax the registration first, then mail your check (and original registration form) made payable to ISPE San Francisco/Bay Area Chapter to 5319 University Dr., Suite 641, Irvine, CA 92612. For questions email Kimberly Syre, Chapter Manager at: ksyre@cox.net or call (949) 387-9046. Federal Tax ID #68-0282494. Cancellations must be received by February 25, 2016 for a refund. Payments for tables must be received by February 25, 2016. **NOTE: If you do not have time to register to walk the show, please email Rob Fleming (rob.fleming@yahoo.com) asking him to add you to the list for name badges for the ISPE SF Vendor Night. We will prepare a badge for you.**

Attendee Registration Options

- Free To Attend Technical Session (To Be Announced)
- Free To Walk Show and Visit Exhibits

Exhibitor Table Tops (Electrical Included)

- \$2,200 Platinum 10x10 Booth (blue tables on diagram - includes 2 tables)
- \$1150 Premium Table (pink tables on diagram)
- \$950 Regular Table (yellow tables on diagram)

All tables are 6' x 2.5'. Max Height 60". Max Width 72".
Everything must fit on your table top. No items can be
displayed on the floor or on the wall.

FIRST NAME: _____

LAST NAME: _____

TITLE: _____

COMPANY: _____

E-MAIL: _____

ADDRESS: _____

CITY: _____

STATE: _____ ZIP: _____

PHONE: _____

Exhibitors: Please email your attendee names with email
addresses to: Rob.Fleming@yahoo.com

Silent Auction Items Wanted. If You Have a
Silent Auction Item, Please Bring it With You
and List What You Anticipate Bringing:

CREDIT CARD PAYMENT

Type of Credit Card



Circle One

Name on Card: _____

Credit Card #: _____

Exp Date: _____

Signature: _____

If purchasing a table top, please List Your Company
Coordinator. We will copy your coordinator with the
email confirmation package
(table diagram/shipping and set-up instructions).

NAME: _____

COORDINATOR EMAIL: _____

ATTENDEE PARKING
Park in Lot A.
Enter on Willie Mays Plaza.



EXHIBITOR UNLOADING AND PARKING

Unload your items at “2nd & King Loading Zone”.

For those with 2 people in vehicle (ideal situation): Drop off one person to bring your items up to the Club level using the freight elevator. 2nd person leaves to park in Lot A.

For those with only one person: AT&T staff will be on hand to bring your materials to your table while you park in Lot A.

After parking, please enter on Willie Mays Plaza.



Driving Directions to AT&T Park

Please park in Lot A off of 3rd Street

From the Peninsula/South Bay

Take I-280 north (or US-101 north to I-280 north) to the Mariposa Street exit. Turn right on Mariposa Street, then left on Third Street to get to Parking Lot A.

From the East Bay

Take I-80/Bay Bridge to the Fifth Street exit. Bear right onto Fifth St. Turn right onto Folsom and right onto Fourth St. Slight left onto Channel St and into Parking Lot A.

From the North Bay

Take US101 south/Golden Gate Bridge to the Marina Blvd. exit. Continue on Marina Blvd. past Fort Mason and turn left onto Bay Street. Continue on Bay and turn right on The Embarcadero. Continue on The Embarcadero under the Bay Bridge until it turns into King Street. Turn left onto 3rd Street (the ballpark is on your left) and continue across the bridge to Parking Lot A.

These directions provide the most direct routes to the parking lot, but other city streets and freeway exits provide alternate routes.

After the Event

Avoid post-event traffic congestion by exiting the ballpark area to the south. For example, you can reach I-80/Bay Bridge by going south on either Third or Fourth streets, turning right on 16th Street and turning right on Seventh Street. From southbound Terry Francois Boulevard, turn left onto Illinois Street, turn right on 18th Street then take the northbound I-280 freeway to the Sixth Street exit.

USING PUBLIC TRANSIT

In San Francisco

Muni Metro Streetcar service to the Ballpark is available daily on the T-Third. You can transfer from any Metro line to streetcars serving the ballpark at Embarcadero Station - look for trains headed to Mission Bay, Caltrain or Sunnydale and get off at the Second Street/Ballpark Station. Muni buses 10, 30, 45 and 47 also stop within one block of the ballpark. There's also helpful information at the Muni Metro website.

From the Peninsula and the South Bay - San Mateo and Santa Clara

Take Caltrain from stations throughout Santa Clara and San Mateo counties directly to the ballpark - the Fourth and King Street Station is one block from the ballpark. Or take BART from Millbrae, SFO, South San Francisco, San Bruno, Colma or Daly City to downtown San Francisco. Then walk or transfer to Muni Metro to the ballpark (transfer from BART to MUNI Metro at Civic Center, Powell, Montgomery or Embarcadero). There is helpful information at the Caltrain Website or the BART website.

From the East Bay - Alameda and Contra Costa

Take BART to Embarcadero or Montgomery Stations and walk or transfer to Muni Metro. San Francisco Bay Ferry may also be an option. For schedules and online ticket purchase and boat reservations visit <http://sanfranciscobayferry.com/>

AC Transit also provides bus service from many East Bay cities to the Temporary Transbay Terminal, a short walk to the ballpark. For more information, visit www.ACTransit.org.

Please make sure to check driving directions or public transportation directions from your own starting point.



**San Francisco/
Bay Area
Chapter**

Vendor Night March 10, 2016 Exhibitor Set Up Information

Dear Exhibitor:

Thank you for your support of the ISPE San Francisco/Bay Area Chapter. We are so excited to move our show to AT&T Park and are anticipating another great event this year. We think this move will create a big draw for our attendees. Of course pricing had to be adjusted as we move into the ballpark from a conference center. We plan to offer another complimentary technical session to help draw more attendees.

We encourage you to use our online registration process which allows you to immediately select your table (see box at top of registration page with a pull down list of available tables).

Please review the information attached, there are several action items for you to make the event successful. Admission to Vendor Night is free and a complimentary buffet will be served during the evening. We encourage you to remind industry associates to attend our event. Your help in promoting it will make it better for all of us.

For those bringing their displays and exhibit materials, AT&T Park will allow us to drop off items at "2nd & King Loading Zone" (see map). There is only one loading area for the entire ballpark. Exhibitors must unload and move their vehicles ASAP. If possible, please have two people in your vehicle, one that can be dropped off with your materials, the other to park the vehicle. If you are driving by yourself, we have hired additional staff that will take your exhibit materials to your table while you park.

Please note that ISPE Table Top Guidelines will be enforced. Please see the ISPE Vendor/Exhibitor Guideline page in this document. All tables are 6' x 2.5' table tops, not exhibit booths. If you would like to upgrade to a booth, we do have five 10' x 10' booths available. Please note for table tops: **The entire display including decorations must fit on your table.** Maximum height is 60" above the table and maximum width is 72". (These rules do not apply to the 10x10 booths).

Please make sure that those who are responsible for shipping and setting up your display are aware of these Guidelines. Please note that ISPE allows using roll up displays that are taller than the guidelines indicate. These roll ups will be allowed as long as they are securely on top of the table and not on the floor.

If your company is interested in donating a door prize, let us know. This year we will expand our silent auction format with the highest bidder winning your prize. All proceeds from the Silent Auction will be donated to the Chocolate Factory events in 2016. The Chocolate Factory brings ISPE Member volunteers into the fifth grade classrooms of Bay Area schools to design and build a model of a chocolate factory. The kids learn a little bit about the fermentation process and how this same process is used to make both chocolate and medicine. It's a fun way to get kids interested in science and engineering, as the kids have to take on the roles of designer, builder, electrician and plumber to bring the factory to life.

Please feel free to contact me with any questions at: ksyre@cox.net.

Sincerely,

Kimberly Syre, Show Coordinator



**San Francisco/
Bay Area
Chapter**

General Info

Set Up Time: March 10, 2016 - Noon - 4:30 p.m. (all vendor tables must be completely set up by 4:30 p.m.)

Please do not arrive before 2:30 pm for set-up. Tables that are not set-up by 4:30 pm may be moved to accommodate other exhibitors and the flow of the room.

Note: The technical session may take part in King Street Left or in King Street Middle in the open area near the concessions. Exhibits in these areas will need to be completely set up by 3pm so there is no noise during the technical session. We are awaiting final approval from AT&T Park. Final details regarding the location of the technical session TBD.

Inbound shipping:

AT&T Park does not allow us to ship items to the stadium. Please bring all items with you. If traveling from out of the area, please have your items shipped to your hotel or bring them with you.

Parking and Exhibit Drop Off:

For those bringing their displays and exhibit materials, AT&T Park will allow us to drop off items at "2nd & King Loading Zone" (see map). There is only one loading area for the entire ballpark. Exhibitors must unload and move their vehicles ASAP. If possible, please have two people in your vehicle, one that can be dropped off with your materials, the other to park the vehicle. If you are driving by yourself, we have hired additional staff that will take your exhibit materials to your table while you park.

Outbound Shipping:

AT&T Park will allow us to leave our display shipments after the event. All packages must have your outgoing shipping slips completed with account number, shipping destination, etc., and be completely packed. Please call your carrier to pick up your items on March 11. All items must be taken with you after the event or picked up by a carrier on March 11.

Table Size: 6 feet long by 2 $\frac{1}{2}$ feet wide

These are table tops only, not exhibit space. We have found that since these are small table tops, many vendors stand in front of their tables eliminating a barrier between you and your potential clients. Also each table will be covered. Chairs will be available to anyone needing one.

Booth Size: 10 feet long by 10 feet wide

Please note: Booths do not have to comply with ISPE's height and width rules. Items can be on the floor in your booth.

Electricity:

If you require electricity for your table, please bring a power strip and extension cord with your display materials. Each table will have access to one electrical outlet only. Most exhibitors use electricity for lighting table top displays and for laptops. Light equipment can be placed on tables for display, however, no operating machinery is allowed.

Ideas For Silent Auction Items:

Attendees like to bring home prizes. Here are some ideas of what to bring: theater or sports tickets, gift certificates for restaurants or stores, bottle of wine, gadgets, electronics or nice logo items from your company.

Payment:

If you have not sent in your payment for your table top, please do so as soon as possible. We will not be able to accept payments at the door.

Deadlines: February 25, 2016 Table Payment Due

Pass The Word:

This is your show. Please tell everyone in the industry about our event. We are competing with many other shows and to continue making ours a success, we need your help.

ISPE San Francisco/Bay Area Chapter
5319 University Dr., Suite 641, Irvine, CA 92612 • 949-387-9046 • Fax 949-266-8461



**San Francisco/
Bay Area
Chapter**

ISPE Vendor Exhibitor Guidelines

The following restrictions for table tops are set by the National Office of ISPE:

- 1) Exhibits must be staffed at all times during exhibit hours (5:00 until 8:00 p.m.). Exhibitors may not take down display before closing hours.
- 2) Exhibits must conform to the following:
 - The entire display must be confined to the top of the table only (nothing will be allowed to hang off, behind, or along side of the table), however, company banners may be hung in front of the table.
 - The maximum height of any display shall be 60" above the table top including lights, signs, etc.
However, taller roll up displays will also be allowed as long as they are on the table, not the floor.
 - The maximum width of any display shall be 72". Displays must not overhang top of the table.
 - Only static displays are acceptable. No operating machinery of any type will be allowed. However, computers are acceptable.
- 3) ISPE reserves the right to restrict table top exhibits which are objectionable because of size, noise, glaring or flashing lights, method of operation, or any reason and, therefore, to prohibit or evict any exhibitor who, in the opinion of ISPE, may detract from the overall good of the exhibit. This reservation includes person, conduct, printed matter or anything ISPE judges to be objectionable.
- 4) Any failure to comply with the above restrictions may result in exclusion from participation in future ISPE table top events.

PLEASE CALL Attention To Detail (949) 387-9046 WITH ANY CONCERNS.